



Shown here: Vertical split Mirror / Blush Glass with Satin Silver frame

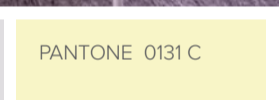
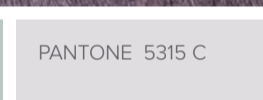
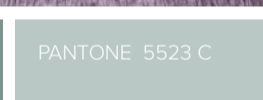
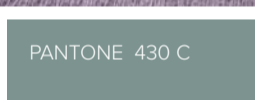
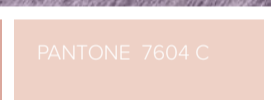
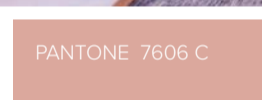


Blush

Add a touch of elegance with this pastel shade, great for pairing with mirror or wood grain.



Shown here: Offset fineline Stone Grey / Dark Grey Glass with Nickel frame



Shown here: Offset fineline Cape Elm / Blush Glass with Nickel frame



Shown here: Fineline Blush Glass / Stone Grey with Titanium frame



Image by: styleandminimalism.com