



TREND LOOKBOOK 2019/20

Which trend are you?

From Manchester to Milan, we've attended leading design shows and collated key colour trends for 2019/20 into four personas - The Romantic, the Traveller, the Minimalist and the Entertainer.

Will you prefer the rich tones and playful lines of the Entertainer? Or perhaps the dreamy soft pastels of the Romantic? No matter what your preference, enjoy exploring the different trends to find plenty of inspiration to style your home.

The Romantic

The romantic experiences the world through wide eyes. Pastel colours and tactile fabrics create a sensory experience that allows the mind to soften into a dream-like haze.

Hues of dusty pink bring a touch of femininity to the romantic's space. Tones of soft grey and sage green allow you to build up texture without contradicting the washed-out effect.

He/she seeks delight from the little things in life. From the crunch of fresh grass under your toes, to the silhouette of trees against a setting pink sky. Life is beautiful.

TREND LOOKBOOK 2019/20

CAPTURING THE ROMANTIC

PANTONE 418 C


PANTONE 415 C

PANTONE 7612 C

PANTONE 7605 C

PANTONE 7604 C

PANTONE 7541 C



EXPLORING THE PALETTE



Make a statement by combining pink and green hues in a bold contemporary print.



Subtle pink furnishings sit beautifully against smooth muted walls.



Tone the pink down with a cool grey base colour in your walls.



Cool tones of wood not only look beautiful against your greenery, but also help balance the femininity of a blush tone.

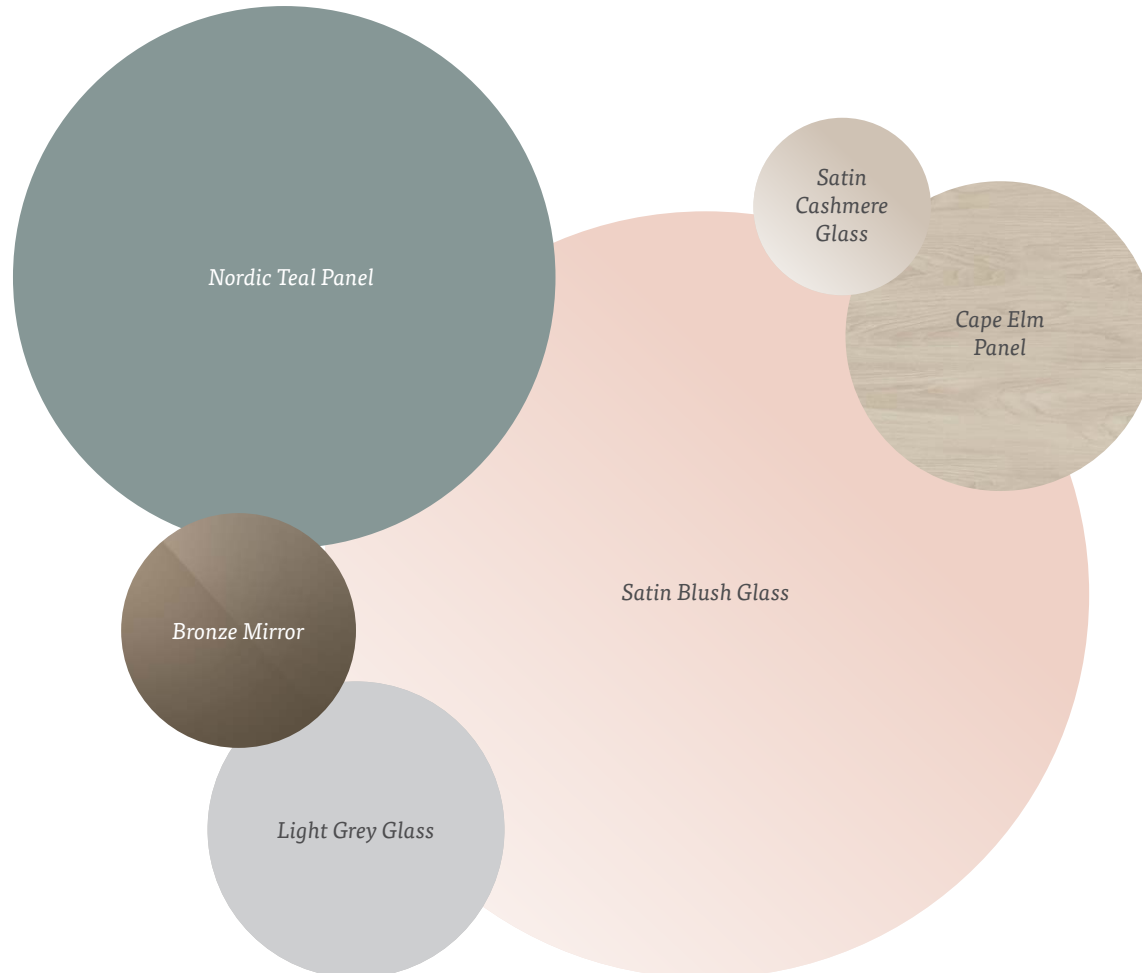
Get playful and try mixing different fabrics in similar shades. This adds depth as well as warmth to a room and palette.



HOW TO USE THE ROMANTIC COLOURS

Creating the romantic look is easy using Spaceslide's carefully selected complementary finishes.

Whether you're decorating a bedroom, or refreshing your storage, below are a few examples of how to use the romantic colour palette in your sliding doors and storage solutions.



▾ *Bronze Mirror looks stunning against pale tones. Why not try a muted dusty pink in your walls to get on trend?*



GET THE LOOK

Shown here: Signature sliding wardrobe doors in Mirror and Satin Blush Glass with a Nickel frame.



Try using the shade Card Room Green by Farrow & Ball or Fresh Foliage by Dulux to complement your room.

Images seen in our Trend Lookbook 2019/20 have been photographed and sourced from international design fairs and key interior design contributors online. Image credits are marked where required.



Follow us:



Visit:
spaceslide.co.uk

Or call:
0800 980 3499

The Traveller


The traveller is a brave, independent and inquisitive soul. The multiple hues in this palette reflect the open nature and heart of this character.

Warm tones of terracotta play with splashes of green and blue. Patterns and prints flow naturally into this range to create a mixed patchwork that is a feast for the eyes.

The traveller can never truly be 'captured' because they're in constant flux; learning, growing, exploring, creating. Their sense of freewill and energy encourages you to follow your own dreams. Here today, gone tomorrow.

TREND LOOKBOOK 2019/20

CAPTURING THE TRAVELLER



PANTONE 5493 C

PANTONE 5545 C

PANTONE 7617 C

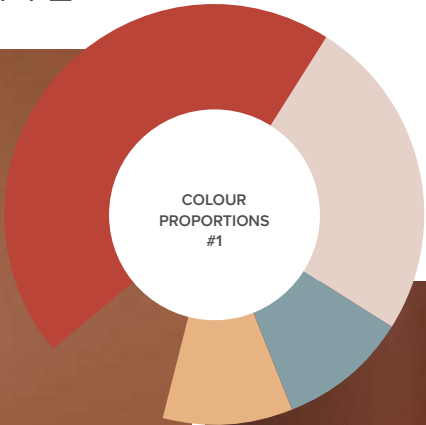

PANTONE 180 C

PANTONE 156 C

PANTONE 7604 C

Image by: rockettstgeorge.co.uk

EXPLORING THE PALETTE




▶ Tiptoe between traditional and modern styles by fusing patterns with wood effects.

▶ Why not take the look outdoors by hanging beautiful statement lighting?



▶ Create adventure and bring part of the jungle into your home with striking wallpaper features.



▶ Turn your space into an exotic luxury with warm terracotta.



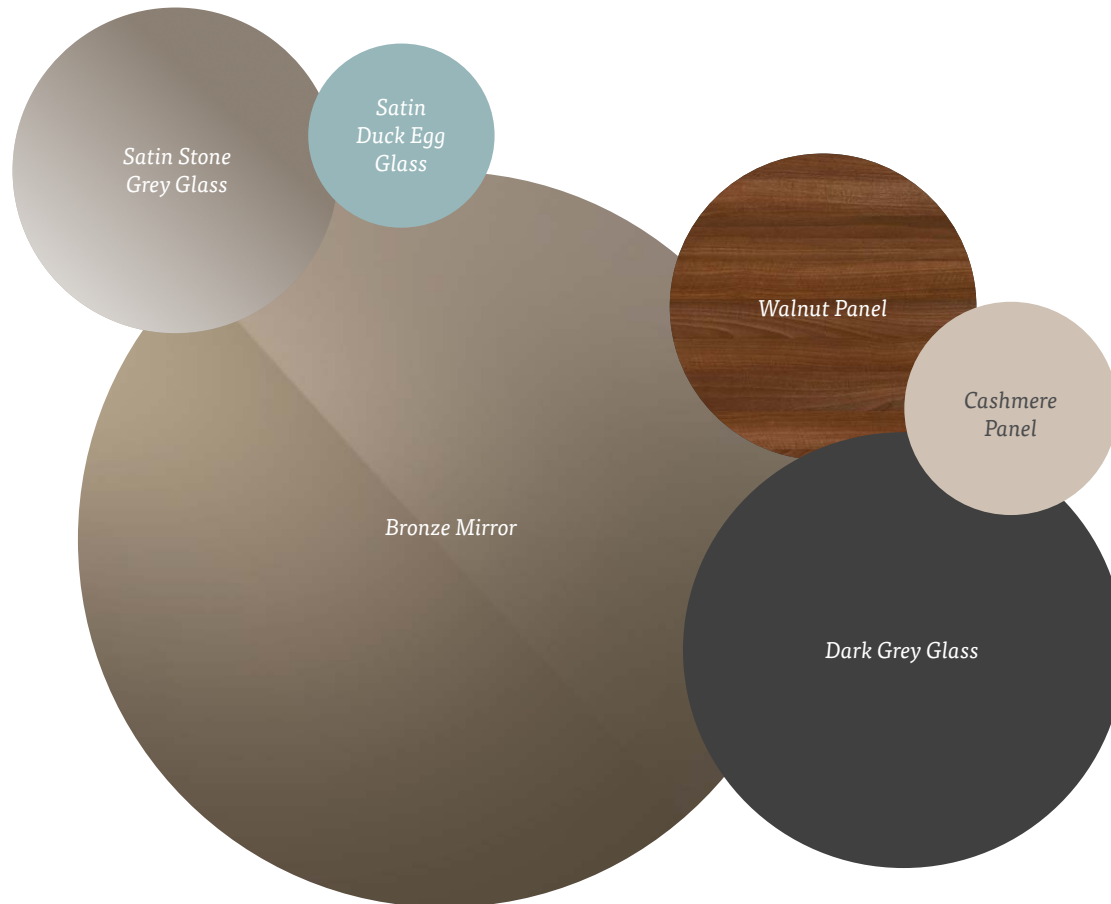
▶ Dark tones of green will give a powerful backdrop and look stunning with surrounding greenery.



HOW TO USE THE TRAVELLER COLOURS

Get the traveller look and feel in your home using Spaceslide's complementary finishes.

With its multiple tones, there are various ways to apply the traveller palette to your room. Below are a few examples of how to achieve the look in your sliding doors and storage solutions.



▶ This palette is great for mixing different types of surfaces. Get playful mixing fabric with glass textures.



▶ Why not match your interiors to your doors?

GET THE LOOK

Shown here: Signature sliding wardrobe doors in Bronze mirror with a Titanium frame and Signature Interior.



Try mixing the Book Room Red and Elephants Breath by Farrow & Ball to get the look.

Follow us:



Visit:
spaceslide.co.uk

Or call:
0800 980 3499

The Minimalist



The minimalist brings a fresh approach to classic design. Inspirational, and one step ahead of the rest, he/she blends subtle monotones with natural textures in a flawless fashion.

From bold tones of charcoal, to rustic shades of beige, the minimalist can turn subtle undertones into a modernist sanctuary.

The Espresso Martini of the design world, lose yourself in the space and elegance offered by this sleek palette.

TREND LOOKBOOK 2019/20

CAPTURING THE MINIMALIST



PANTONE 663 C

PANTONE 7604 C


PANTONE 872 C

PANTONE 5527 C


PANTONE 5605 C

PANTONE 302 C


EXPLORING THE PALETTE




For a more subtle effect, try using cashmere as a base tone, keeping black and beige for highlights.



Balance the bold and softer tones to create harmony.



Open up your space with mirror and glass surfaces.




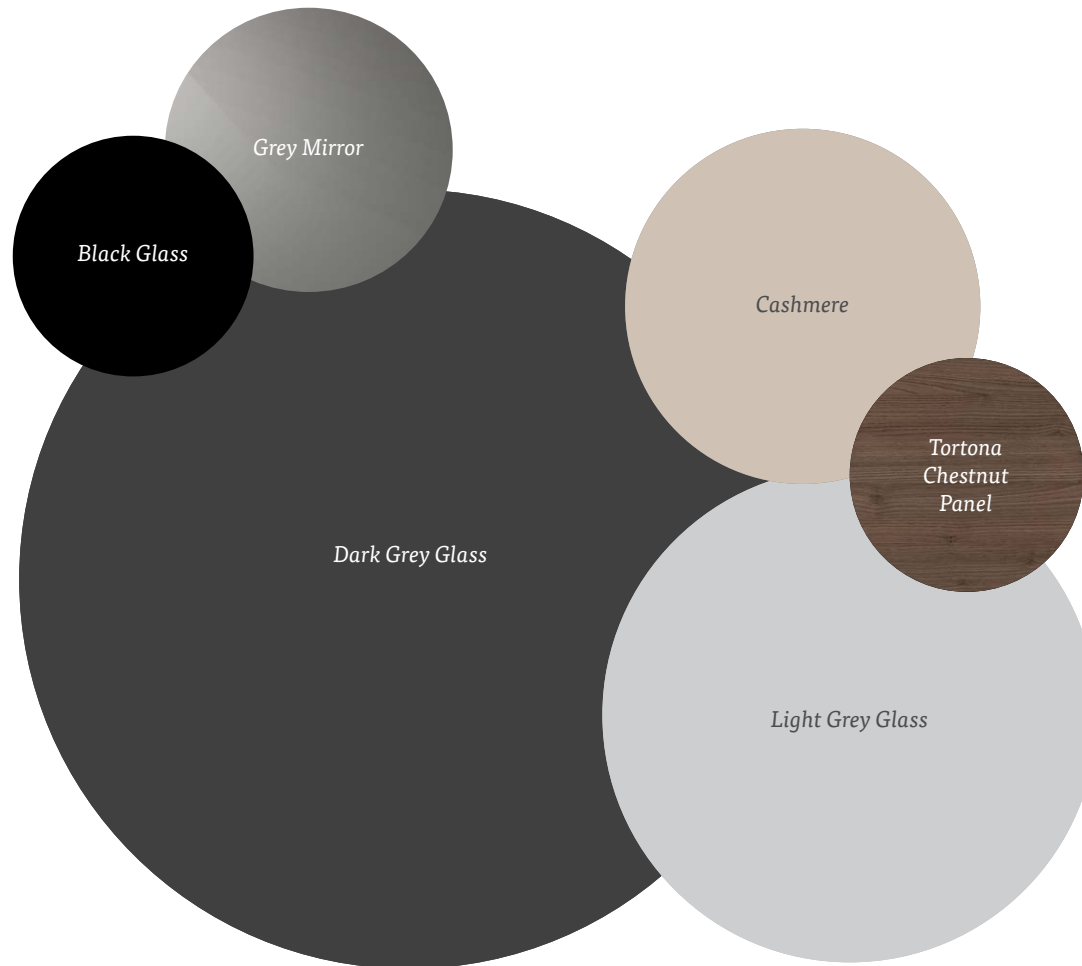
Warm splashes of honey in furniture and accessories complement grey tones.

Charcoal is a dramatic statement for any room, but used well can create a perfect canvas for even bolder accessories. (Works best in large rooms).

HOW TO USE THE MINIMALIST COLOURS

Creating the minimalist look is easy using Spaceslide's carefully selected complementary finishes.

Whether you're decorating a bedroom, or refreshing your storage, below are a few examples of how to use the minimalist colour palette in your sliding doors and storage solutions.



Using cool tones of wood will bring colour into your space without losing the monotone effect.



Cashmere interiors look stunning against charcoal walls.

GET THE LOOK

Shown here: Premium Mini sliding wardrobe doors in Dark Grey Glass and Cashmere with a Titanium frame and Premier Interior.



Try using the shade Hardwick White by Farrow & Ball or Shaded Stone by Dulux to balance out bold tones.

Images used in our Trendzine are for inspiration only. All images are photographed and sourced from international design fairs and key interior design publications. Image credits are marked where required.

Follow us:



Visit:
spaceslide.co.uk

Or call:
0800 980 3499

The Entertainer

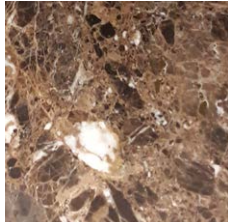

The entertainer takes bold hues and curates them in a carefully constructed manner, blending soft curves with hard lines. Wood and minerals naturally complement the earthly shades in this palette, to create a sense of grounding in the room.

With a meticulous eye for detail, he/she relishes in sourcing beautiful objects to inspire and impress.

He/she is a true epicurean. From dark notes of an aged Burgundy, to freshly baked Parisian delicacies, the entertainer leaves guests feeling like royalty.

TREND LOOKBOOK 2019/20

CAPTURING THE ENTERTAINER



PANTONE 7534 C

PANTONE 7633 C

PANTONE 5473 C

PANTONE 7558 C

PANTONE 540 C

PANTONE 5395 C

EXPLORING THE PALETTE



Image via: colorpinedesign.com




Image via: housebeautiful.com




Image via: vintageindustrialstyle.com

Be playful in your accessories mixing curvature with straight lines.

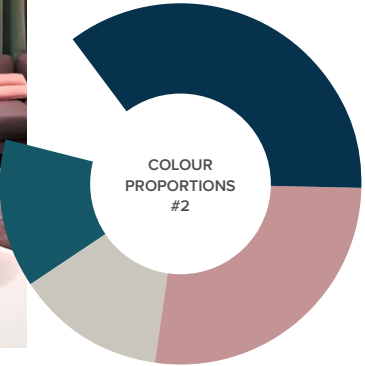


Tone the look down by distributing the blue, grey and mustard tones more evenly.

Use accessories to bring in other subtle tones from the palette.



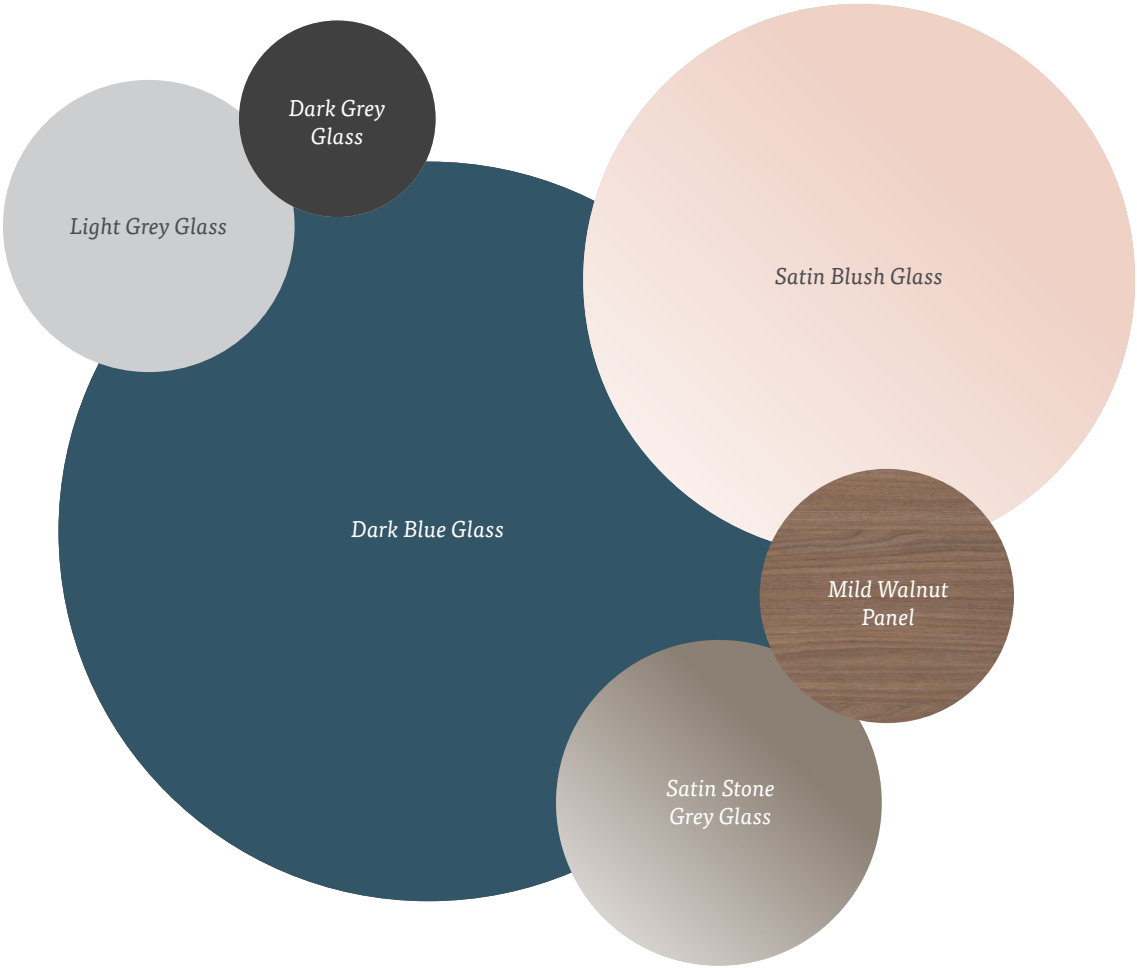
Feeling bold? Navy blue will make a stunning backdrop against cool whites and metallic surfaces.



HOW TO USE THE ENTERTAINER COLOURS

Spaceslide has carefully selected complementary finishes to help your create the entertainer look in your home.

A mixture of bold and soft tones can look stunning in a living area or a bedroom. Below are a few examples of how to use the entertainer colour palette in your sliding doors and storage solutions.



Shown here: Premier Midi sliding doors in Mirror and Dark Blue glass.

▶ *Achieve a more subtle look using bold tones as a highlight. Large mirrors are a great choice to reflect the bespoke room design as well as making it appear larger.*



Shown here: Signature Storage in Mild Walnut.

▶ *Mild Walnut interiors look stunning against warm tones used in the walls.*

GET THE LOOK

Shown here: Deluxe Shaker sliding wardrobe doors in Light grey glass and Mild walnut panel, with a Cashmere frame and Premier Interior.



Try using the shade Green Smoke by Farrow & Ball or Highland Falls 1 by Dulux to achieve this look.

Follow us:



Visit:
spaceslide.co.uk

Or call:
0800 980 3499

© 2019 Spaceslide Ltd. All rights reserved. 2019/20 images have been created and sourced from international photographers and may infringe on the copyright of others online. Image credits are marked where required.



TREND LOOKBOOK 2019/20
spaceslide.co.uk 0800 980 3499